


High Power AC LED Module
P/N: HL-LE004D46W-30B2C86(Ra2)



1 Part code

LE 004 D46 W X BXCX (Ra2)

Product line

Product code base plate



Chip code

Emitting light colors

Power

Serial/Parallel connection

CRI



ATTENTION
OBSERVE PRECAUTIONS
FOR HANDLING
ELECTROSTATIC
DISCHARGE
SENSITIVE
DEVICES

2.Features

Dimension :45.0mm×45.0mm×3.5mm 40.0mm×40.0mm×3.5mm

Combination of COB and AC technology COB AC

Long lifetime

PF>0.95 THD<20% >0.95 <20%

Compatible with TRIAC dimmers

Easy assembly

RoHS compliant RoHS

3.Applications

indoor lighting

Spot Light

Bulb

Down lighting

Parameter	Symbol	Rating Value	Units
Maximum Voltage	V_{OPT}	250	V[RMS]
Power Dissipation	P_D	33	W
Junction Temperature (1)	T_j LED	120	
	T_j -IC	125	
Top of the IC temperature IC	T_p	100	

(2) Electro-Optical Characteristics

at Tc=25°C

Tc=25°C

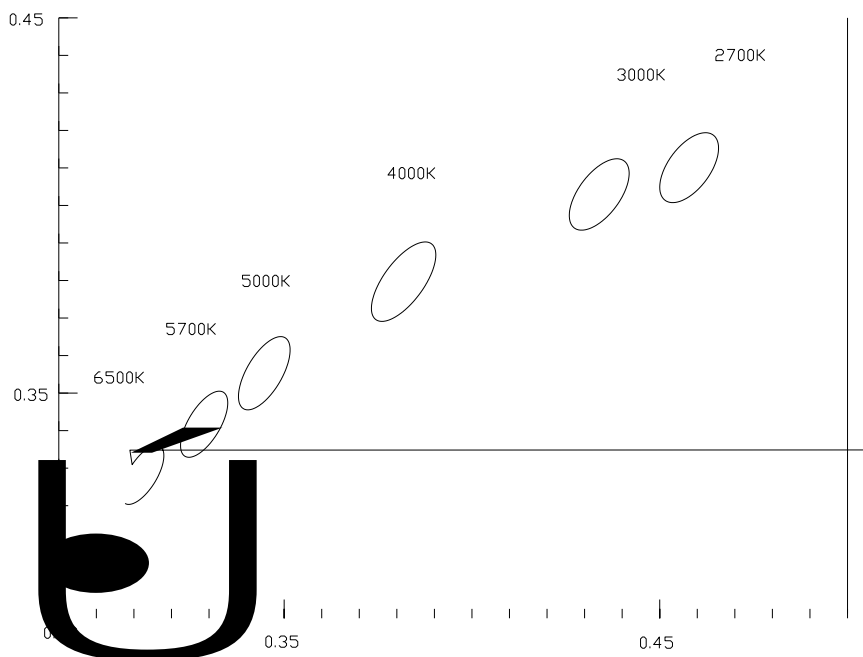
Parameter	Symbol	Condition	Min.	Typ.	Max.	Unit
Operating Voltage *(1)	V _{OPT}		200	230	250	V
Power Dissipation	P _D	V _{OPT} =230V/50HZ	28.5	30	31.5	W
Luminous Flux	Φ _v	TC=3000K	2620	2850	3130	lm
		TC=5700K	2700	2940	3230	
CRI	Ra	V _{OPT} =230V/50HZ	80			
Power Factor	PF	V _{OPT} =230V/50HZ	0.95			
Tolerance of Surge *(7)	V _s		500			V

Under Development	
Mass production	

6.Characteristics

7.Product bins

Chromaticity bins



Center TC	2725K	3045K	3985K	5028K	5665K	6530K
X,Y	0.4578,0.4101	0.4338,0.403	0.3818,0.3797	0.3447,0.3553	0.329,0.3417	0.3123,0.3282

Notes

Under Development	
Mass production	

8.Packing Specifications

 HONGLITRONIC (Product Identity Card) 鸿利光电 成品标示卡 RoHS	
品名 (Description):	High Power LEDs
产品型号 (Type):	XXXXXXXX XXXXXX
发光颜色 (Color):	XXXXXX
数量 (QTY):	XXXXK
生产批号 (Lot NO):	XXXXXXXX XXXXXX
出货日期 (Date):	XXXX. XX. XX
操作员 (Operator):	XXXX

Label on blister packaging

Label on box

V: Luminous Flux rr1 >1T5 :

Packing figure

Under Development	
Mass production	

Precautions ()

1. Storage

To avoid moisture, we recommend storage conditions for the unopened LED
ing the package. Please make sure to dehumidify and vacuum pack the remaining/
for the sealed led is one year.

Under Development	
Mass production	

Please make sure of not getting short during the welding process.

Due to connecting high voltage, pay attention to safety when installing and/or testing.

Do not touch the module without any reasonable ESD protection while circuit is active.

PCB

Hot-plug test is not recommended

3 Cautions for use

The module is recommended to apply in indoor lighting. Before using altered specifications other than recommended, please consider risk factors.

Faults, lightning, or switching transients can cause voltage surges in excess of the normal ratings.

Internal component failure can cause excessive voltages.

Electrical Over-Stress (EOS) is defined as damage that may occur when an electronic device is subjected to a current or voltage that is beyond the maximum specification limits of the device.

EOS

4 Anti-Static Measures

Please take adequate measures to prevent electrostatic generation, such as wearing electrostatic ring or anti-static fingerstall etc; any relative products like plant equipment, machinery, carrier and transportation units shall be connected to discharging unit/ ground. The ESD sensitivity of this product is > 1000V, after assembly the final lamp, please make sure to discharge Static Electricity by proper ESD equipment.

1000V

S

LED

5. Temperature Control

Recommended temperature conditions for enhanced product life: Be sure to Tp

Tp IC

COB

6. Other

Product is not suitable to use in following conditions

Touch the silicone resin area with sharp objects such as pincett (tweezers).

Excessive force more than 3000gf on the silicone lens.

3000gf

Cover the silicone resin area with any other resins such as epoxy, urthane, etc

Assemble/use in conditions of high moisture and/or strong oxidizing gas such as Cl, H₂S, NH₃, SO₂, NO_x, etc.

Cl, H₂S, NH₃, SO₂, NO_x

Use with substance containing sulfur.

Long time exposure to sunlight or UV can cause silicone discolored.

UV

Exposed to dust, liquids or oils.