

HVS-3433EES



3433 PLCC6 / Products Series

High luminous efficiency, consistency, stability and reliability, it is mainly used in automobile applications.

- PPA
- 50% I_v 120°
- 630nm
- AEC-Q102 & IEC 60810

Features

- Package Colorless clear silicone in white PPA cup
- Viewing angle at 50% I_v: 120°
- Color: Super Red (630nm)
- Qualifications: Passed reliability test per AEC-Q102 & IEC 60810 requirement

Applications

- Signaling
- Interior and exterior lighting for automotive

/ Ordering Information

Type	Luminous Intensity I _v @ I _f =140mA	Ordering Code
HVS-3433EES- XXXX - X - XXXX Brightness Color Forward Voltage	2.80 - 7.10 cd	XXXXXX



HVS-3433EES-CADB-X-XXXX

4

CA CB DA DB



4



HVS-3433EES-XXXX-X-3A4B

4

3A 3B 4A 4B

Note

■ Brightness Grouping

Only one brightness group will be packed in each reel. Please refer to page #4 for details.
E.g.: HVS-3433EES-CADB-X-XXXX, means only one bin of CA, CB, DA or DB is in each reel.

■ Color Groups

Please refer to page #4 for details.

■ Forward Voltage Groups

Only one forward voltage group will be packed in each reel. Please refer to page #4 for details.

E.g.: HVS-3433EES-XXXX-X-3A4B, means only one bin of 3A, 3B, 4A or 4B is in each reel.

/Maximum Ratings

/Characteristics ($T_s = 25$; $I_f = 140$ mA)

Parameters		Symbol	Rating	Unit
/Wavelength at Peak Emission	typ.	peak	642	nm
	min.	dom	627	nm
/Dominant Wavelength	typ.	dom	630	nm
	max.	dom	639	nm
/Spectral Bandwidth at/MC.1 Tm04E70E0908150001-11001040001 TJ(max.) TJETBT5Fi8				

/Brightness Grouping($T_s = 25$; $I_f = 140$ mA)

Grouping	Luminous Intensity I_v min.	Luminous Intensity I_v max.	Luminous Flux Φ_v typ.
CA	2.80 cd	3.55 cd	9.50 lm
CB	3.55 cd	4.50 cd	12.10 lm
DA	4.50 cd	5.60 cd	15.20 lm
DB	5.60 cd	7.10 cd	19.10 lm

/Forward Voltage Grouping ($T_s = 25$; $I_f = 140$ mA)

Grouping	Forward Voltage V_f min.	Forward Voltage V_f max.
3A	1.90 V	2.05 V
3B	2.05 V	2.20 V
4A	2.20 V	2.35 V
4B	2.35 V	2.50 V

/Dominant Wavelength Grouping ($T_s = 25$; $I_f = 140$ mA)

Grouping	Dominant Wavelength λ_{dom} min.	Dominant Wavelength λ_{dom} max.
1	627 nm	639 nm

/ Information on Label

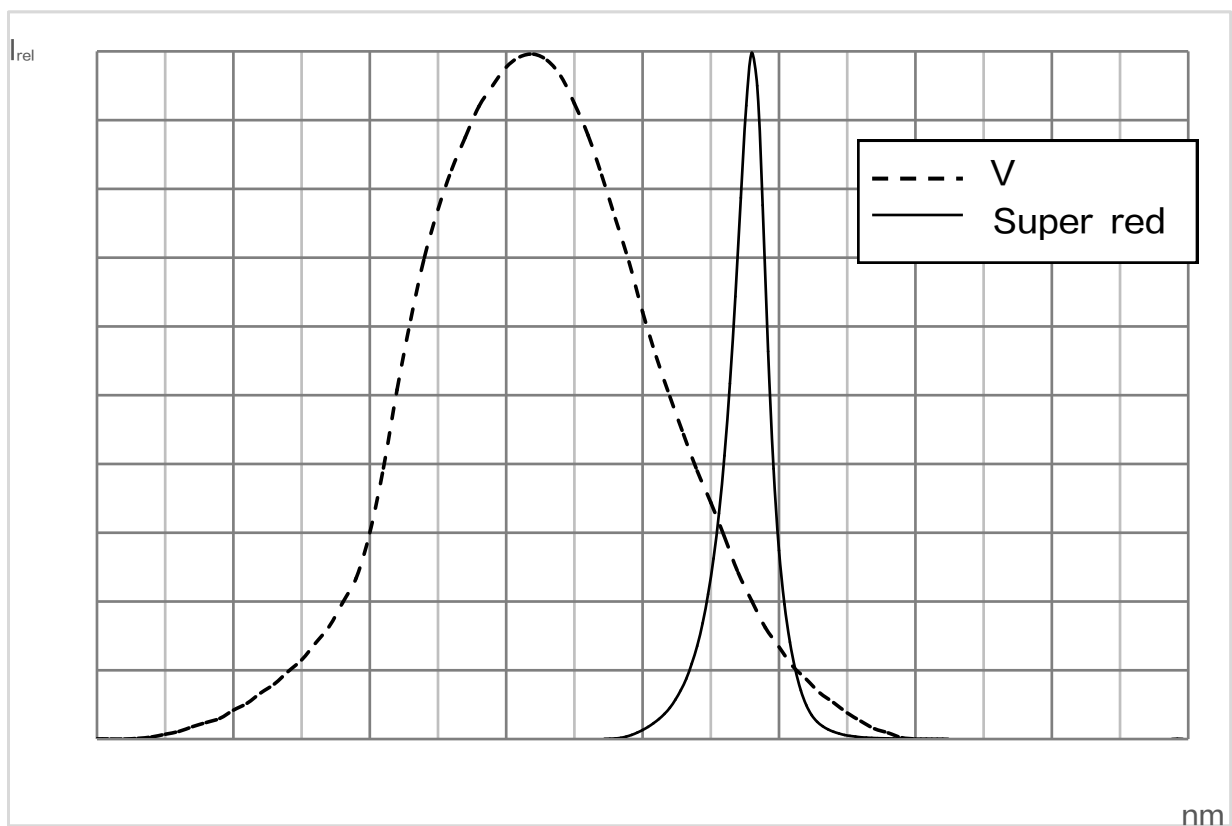
/E.g. DA-1-3A

/Brightness	/Color	/Forward Voltage
DA	1	3A

- $V(\lambda) =$

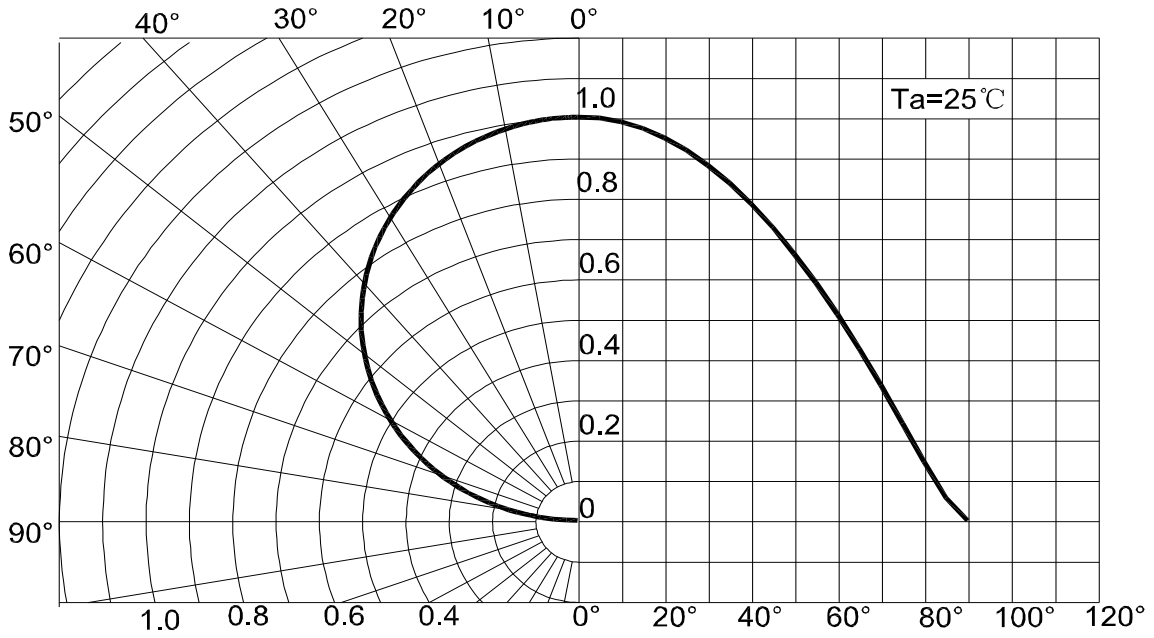
Relative Spectral Emission - $V(\lambda) =$ Standard Eye Response Curve

$I_{rel} = f(\lambda)$; $T_s = 25^\circ\text{C}$; $I_f = 140\text{ mA}$



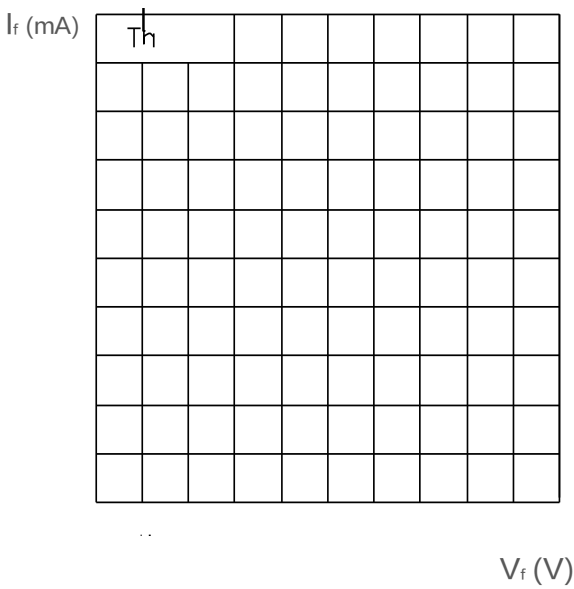
/Radiation Characteristics

$I_{rel} = f(\theta); T_s = 25$



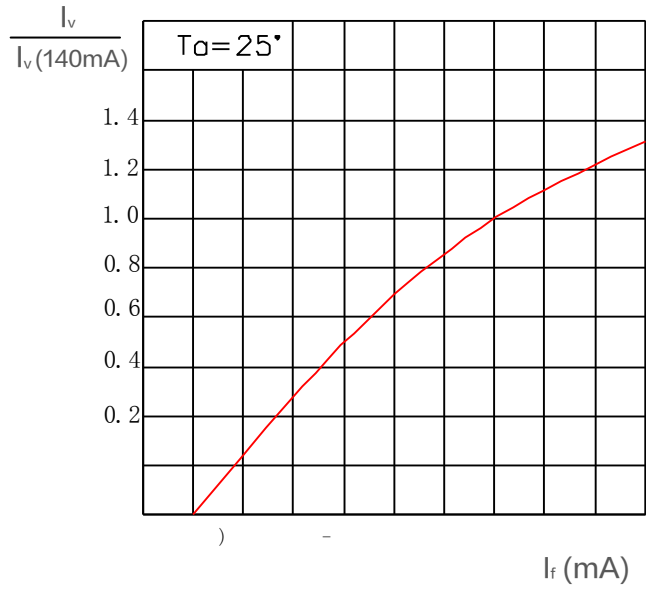
/Forward Current

$I_f = f(V_f); T_a = 25$

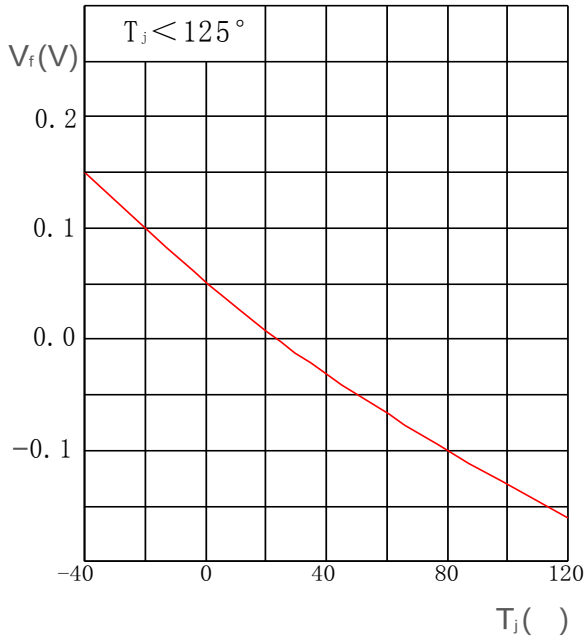


/Relative Luminous Intensity

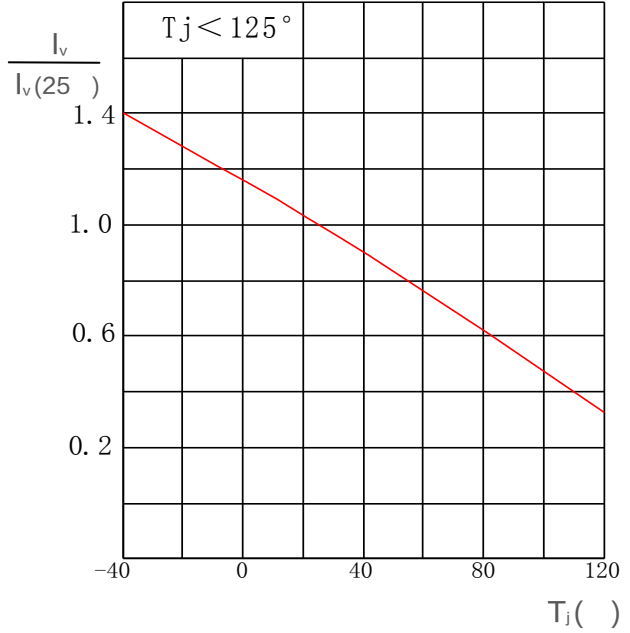
$I_v/I_v(140\text{ mA}) = f(I_f); T_a = 25$



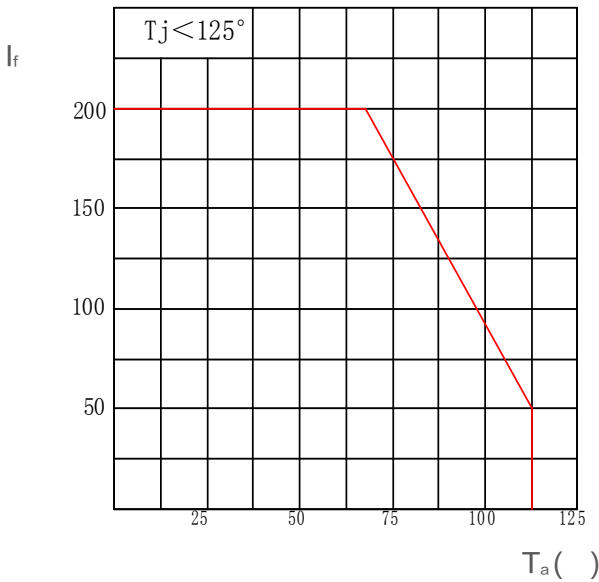
/Relative Forward Voltage
 $V_f = V_f - V_f(25^\circ) = f(T_j); I_f = 140 \text{ mA}$



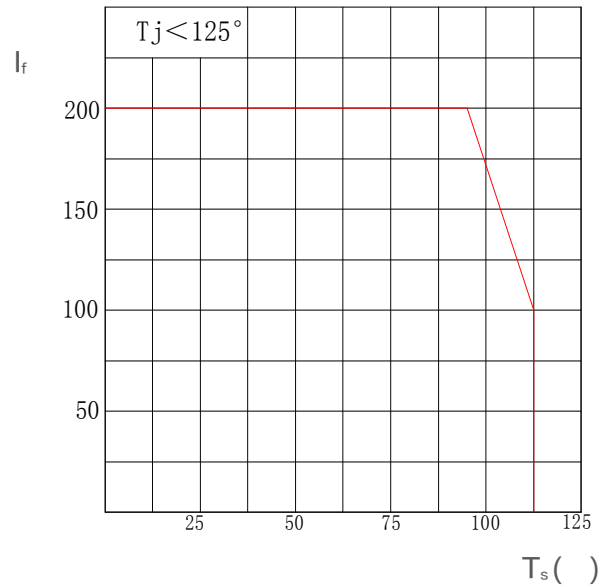
/Relative Luminous Intensity
 $I_v/I_v(25^\circ) = f(T_j); I_f = 140 \text{ mA}$



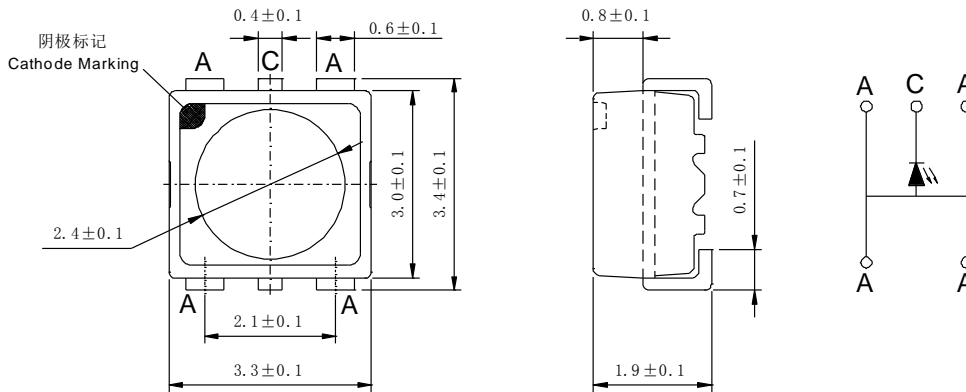
Ambient Temperature vs. Forward Current
 $I_f = f(T_a)$



/Solder Point Temperature vs. Forward Current
 $I_f = f(T_s)$



/Package Outline

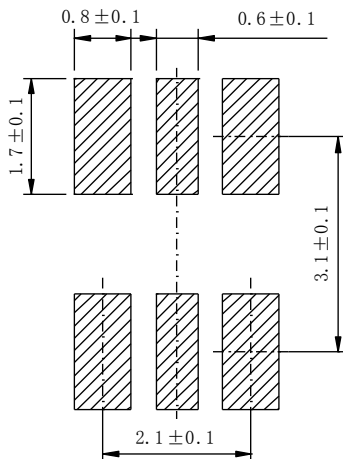


- 40mg
- Class 3B
- : 1) H₂S 40 /90% R.H, 15ppm, 336 (IEC 60068-2-43)
- 2) : 25 /75 % R.H, 500
- (IEC 60068-2-60 4: 10ppb H₂S, 200ppb SO₂, 200ppb NO₂, 10ppb Cl₂)

NOTE

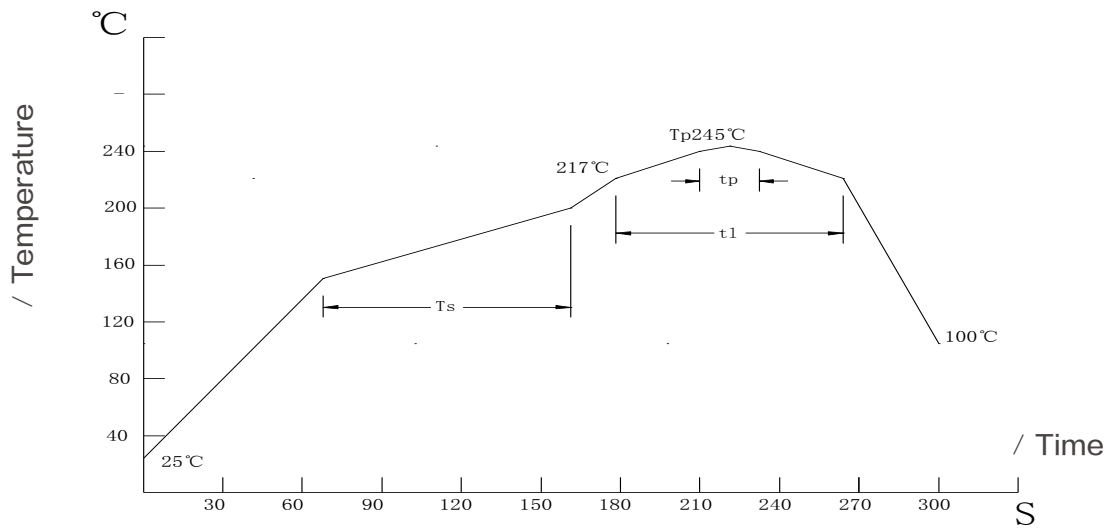
- Approximate Weight: 40mg
 - Mark: Cathode
 - Corrosion test: Class 3B
- Test conditions: 1) H₂S test 40 /90% R.H, 15ppm, 336hours
(Standards IEC 60068-2-43)
- 2) Flowing mixed gas test: 25 /75 % R.H, 500hours
(Standards IEC 60068-2-60 test method 4: 10ppb H₂S, 200ppb SO₂, 200ppb NO₂, 10ppb Cl₂)

/Recommended Solder Pad



- NOTE
- Package not suitable for ultrasonic cleaning

/Reflow Soldering Profile



Profile Feature	Symbol	Pb-Free (SnAgCu) Assembly			Unit
		min.	rec.	max.	
Ramp-up Rate to Preheat 25 to 150	-	-	2	3	/s
/Time T_{smin} to T_{smax}	T_s	60	100	120	s
Ramp-up Rate to Peak T_{smax} to T_p	-	-	2	3	/s
Liquidus Temperature	T_l	-	217	-	-
Time above Liquidus Temperature	t_l	-	80	100	s
/Peak Temperature ± 5	T_p	-	245	260	-
Time within 5 of the Specified Peak Temperature	t_p	10	20	30	s
/Ramp-down Rate T_p to 100	-	-	3	6	/s
/Time 25 to T_p	-	-	-	480	s

/Tape and Reel

/Tape Dimensions mm

W	P0	P1	P2	D0	E	F
8± 0.1	4± 0.1	4± 0.1	2± 0.05	1.5± 0.1	1.75± 0.1	3.5± 0.05

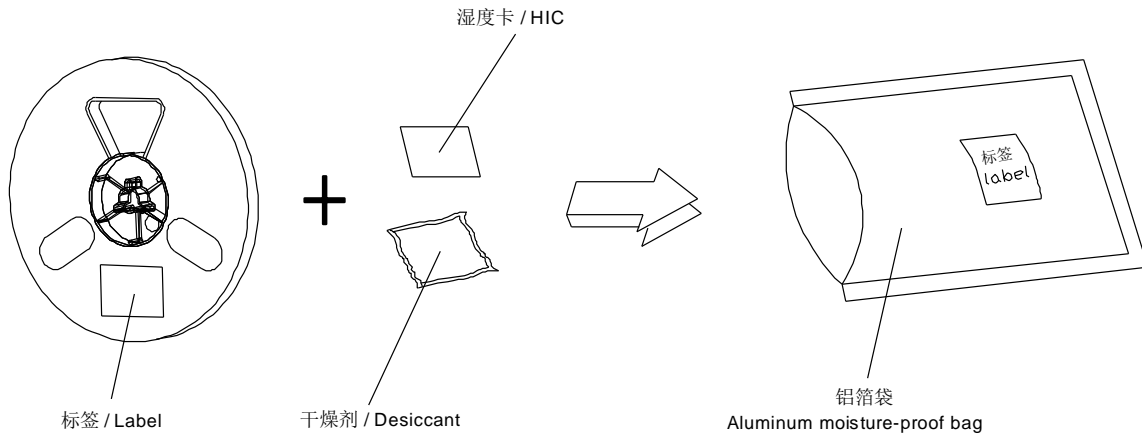
/Reel Dimensions mm

A	W1	W2	N	R
177.8				

/Barcode-Product-Label (BPL)



/Dry Packing Process and Materials

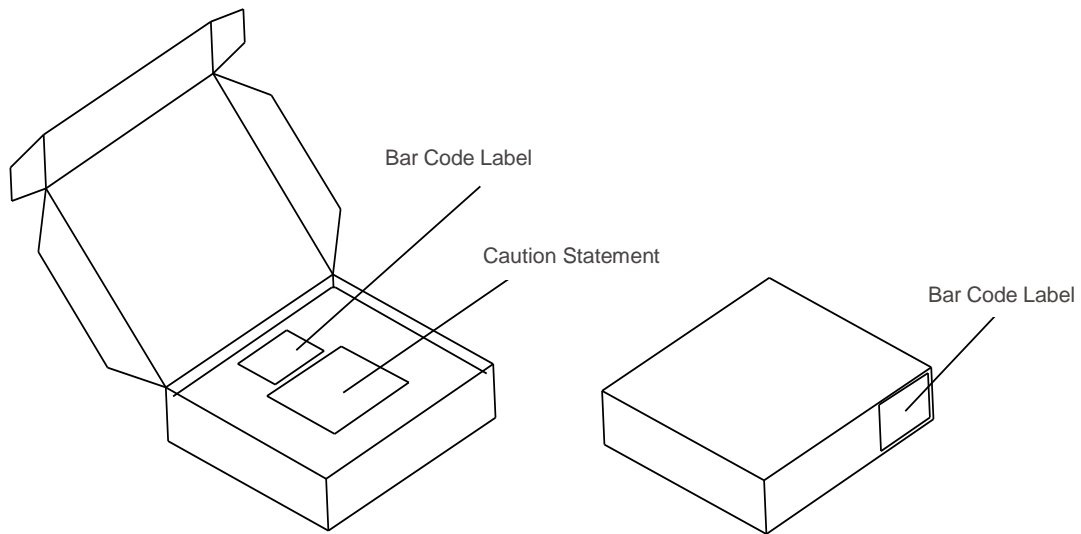


JEDEC

NOTE

Moisture-sensitive product is packed in a dry bag containing desiccant and HIC (humidity indicator card). Regarding dry pack you may find further information in the internet or JEDEC.

/Transportation Packing and Materials



/Dimensions of Transportation Box (mm)

/Width	/Length	/Height
256± 5	223± 5	62± 5
256± 5	223± 5	124± 5

:				
:	,	$\pm 0.1 \text{ mm}$		
	8ms		$\pm 0.05\text{V}$	$\pm 0.1\text{V}$
	GUM K=3			
	25ms		$\pm 0.5\text{nm}$	$\pm 1\text{nm}$
	GUM K=3			
	25ms		$\pm 8\%$	$\pm 11\%$
	GUM K=3			

Glossary

Typical Values: Actual values of each product may differ from these statistical values .

Tolerance of Measure: Unless otherwise noted in drawing, tolerances are specified with +/-0.1mm.

Forward Voltage: The forward voltage is measured during a current pulse of typically 8 ms, with an internal reproducibility of $\pm 0.05 \text{ V}$ and an expanded uncertainty of $\pm 0.1 \text{ V}$ (acc. to GUM with a coverage factor of $k = 3$).

Wavelength: The wavelength is measured at a current pulse of typically 25 ms, with an internal reproducibility of $\pm 0.5 \text{ nm}$ and an expanded uncertainty of $\pm 1 \text{ nm}$ (acc. to GUM with a coverage factor of $k = 3$).

Brightness: Brightness values are measured during a current pulse of typically 25 ms, with an internal reproducibility of $\pm 8\%$ and an expanded uncertainty of $\pm 11\%$ (acc. to GUM with a coverage factor of $k = 3$).

Special Statement: The final interpretation of this specification shall be vested in Honglitronic, in the case of ambiguity, the Chinese version shall prevail.