

HVR-3528DES

3528 PLCC4 / Products Series

High luminous efficiency, consistency, stability and reliability, it is mainly used in automobile applications.

- PPA
- 50% I_v 120°
- 625nm
- AEC-Q102 & IEC 60810

Features

- Package Colorless clear silicone in white PPA cup
- Viewing angle at 50% I_v: 120°
- Color: Red (625nm)
- Qualifications: Passed reliability test per AEC-Q102 & IEC 60810 requirement



/ Ordering Information

Type	Luminous Intensity I _v @ I _f =50mA	Ordering Code
HVR-3528DES - XXXX - X - XXXX Brightness Color Forward Voltage	1.40 – 3.55 cd	XXXXXX



HVR-3528DES-ABCA-1-XXXX

4

AB BA BB CA



4



HVR-3528DES-XXXX-1-3A4B

4

3A 3B 4A 4B

Note

■ Brightness Grouping

Only one brightness group will be packed in one reel. Please refer to page #4 for details.
E.g.: HVR-3528DES-ABCA-1-XXXX, means only one bin of AB, BA, BB or CA is in one reel.

■ Color Grouping

Please refer to page #4 for details.

■ Forward Voltage Groups

Only one forward voltage group will be packed in one reel. Please refer to page #4 for details.

E.g.: HVR-3528DES-XXXX-1-3A4B, means only one bin of 3A, 3B, 4A or 4B is in one reel.

/Maximum Ratings

Parameters Symbol

/Characteristics ($T_s = 25$; $I_f = 50$ mA)

Parameters		Symbol	Rating	Unit
/Wavelength at Peak Emission	typ.	λ_{peak}	634	nm
/Dominant Wavelength	min.	λ_{dom}	620	nm
	typ.	λ_{dom}	625	nm
	max.	λ_{dom}	630	nm
/Spectral Bandwidth at 50% I_{rel} max	typ.		19	nm
50 % I_v /Viewing Angle at 50 % I_v	typ.		120	°
/Forward Voltage	min.	V_f	1.90	V
	typ.	V_f	2.15	V
	max	V_f	2.50	V
/Reverse Current ($V_R=12V$)	typ.	I_r	0.2	uA
	max.	I_r	10	uA
PN - /Real Thermal Resistance (Junction / Ambient)	max.	$R_{th JA_{real}}$	300	K/W
PN - /Real Thermal Resistance (Junction / Solder Point)	max.	$R_{th JS_{real}}$	130	K/W

/Brightness Grouping ($T_s = 25$; $I_f = 50$ mA)

Grouping	Luminous Intensity I_v min.	Luminous Intensity I_v max.	Luminous Flux Φ_v typ.
AB	1.40 cd	1.80 cd	4.80 lm
BA	1.80 cd	2.24 cd	6.10 lm
BB	2.24 cd	2.80 cd	7.60 lm
CA	2.80 cd	3.55 cd	9.50 lm

/Forward Voltage Grouping ($T_s = 25$; $I_f = 50$ mA)

Grouping	Forward Voltage V_f min.	Forward Voltage V_f max.
3A	1.90 V	2.05 V
3B	2.05 V	2.20 V
4A	2.20 V	2.35 V
4B	2.35 V	2.50 V

/Dominant Wavelength Grouping ($T_s = 25$; $I_f = 50$ mA)

Grouping	Dominant Wavelength λ_{dom} min.	Dominant Wavelength λ_{dom} max.
1	620 nm	630 nm

/Information on Label

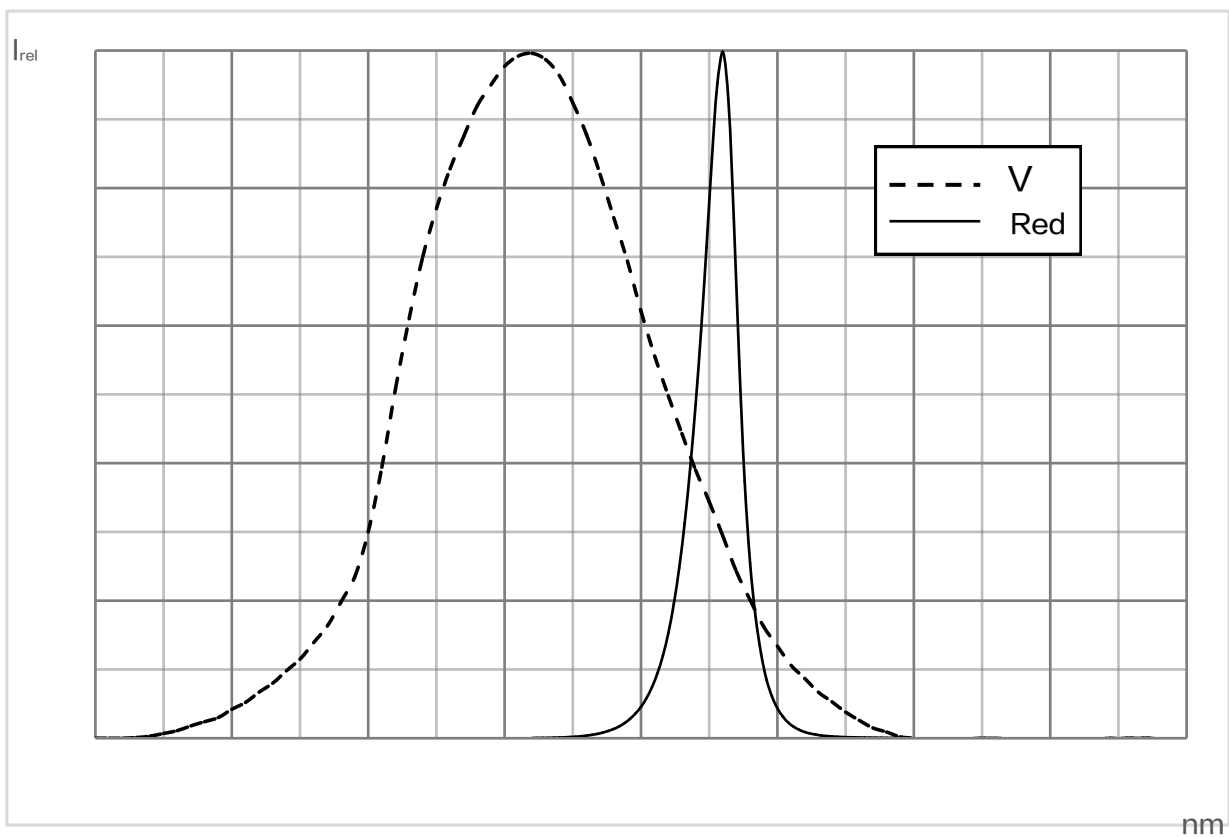
/E.g. BA-1-3A

/Brightness	/Color	/Forward Voltage
BA	1	3A

- $V(\lambda) =$


Relative Spectral Emission - $V(\lambda) =$ Standard Eye Response Curve

$I_{rel} = f(\lambda)$; $T_s = 25^\circ\text{C}$; $I_f = 50\text{ mA}$



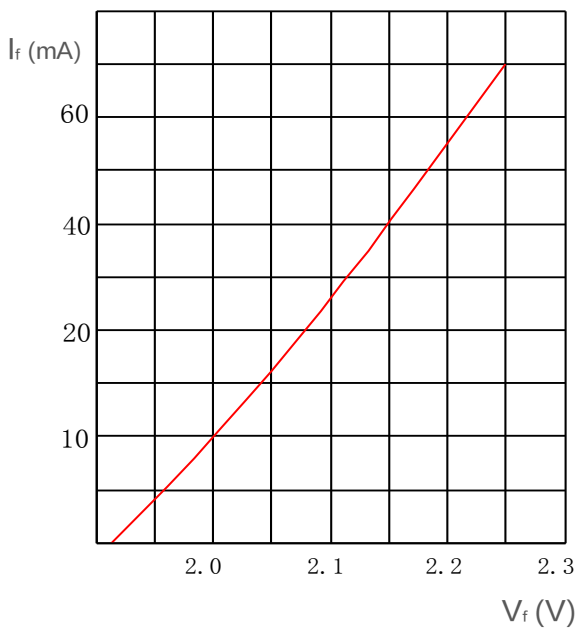
/Radiation Characteristics

$I_{rel} = f (T_s = 25$



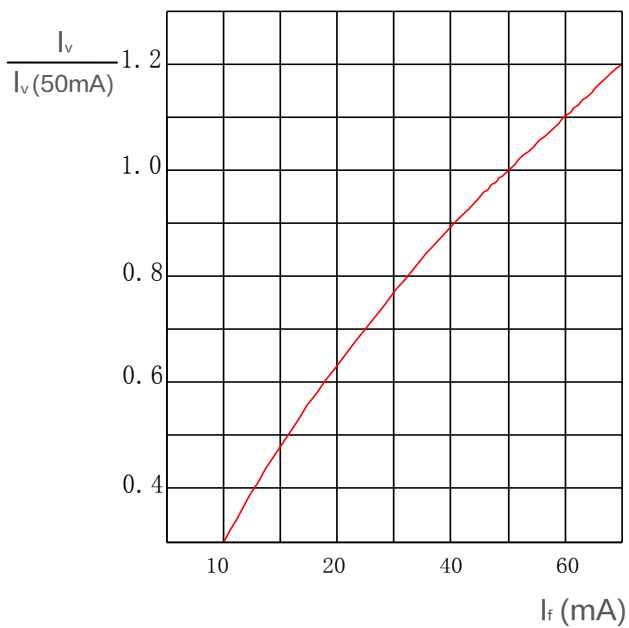
/Forward Current

$I_f = f (V_f); T_a = 25$

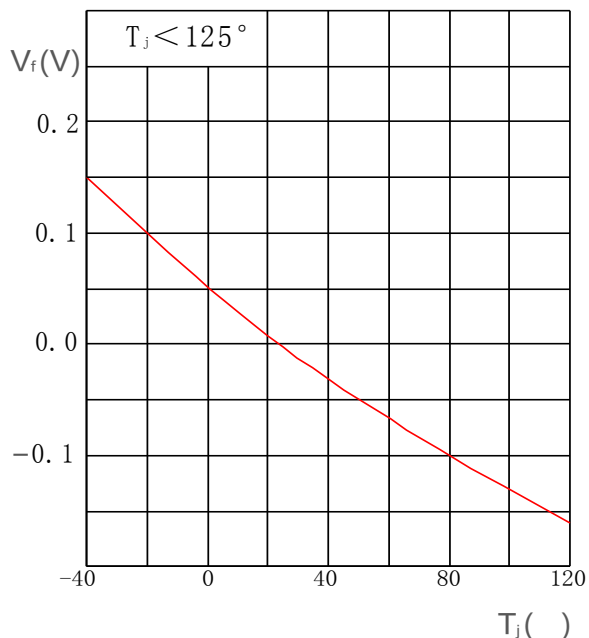


/Relative Luminous Intensity

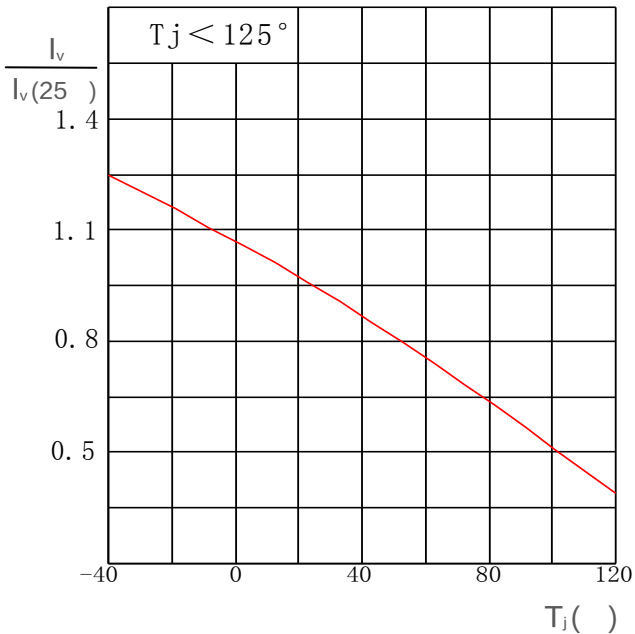
$I_v/I_v(50\text{ mA}) = f (I_f); T_a = 25$



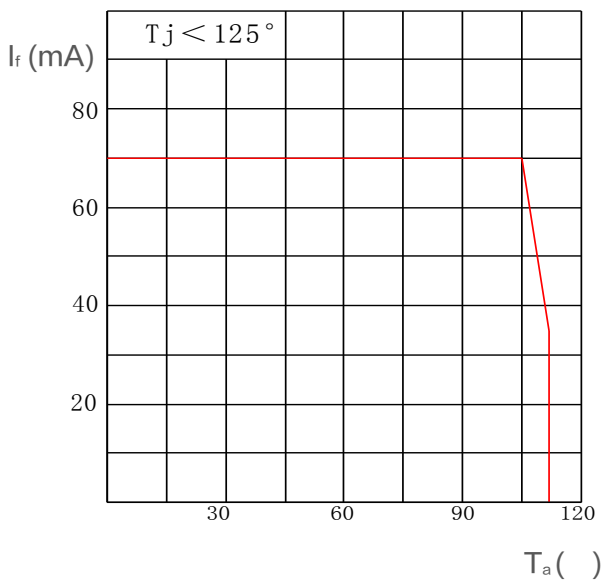
/Relative Forward Voltage
 $V_f = V_f - V_f(25^\circ) = f(T_j); I_f = 50 \text{ mA}$



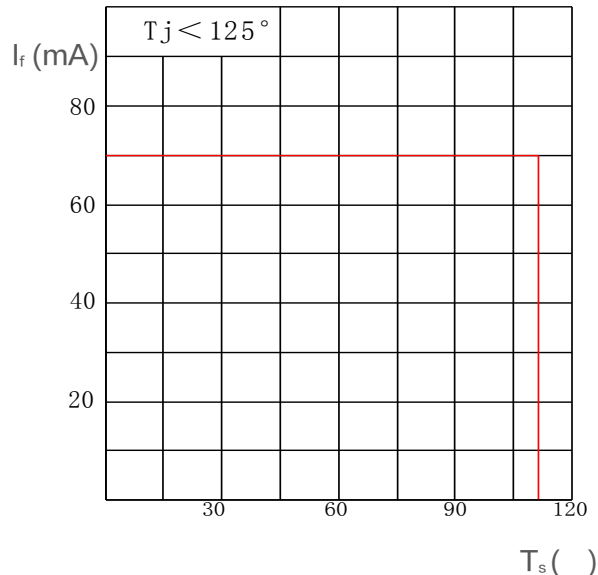
/Relative Luminous Intensity
 $I_v/I_v(25^\circ) = f(T_j); I_f = 50 \text{ mA}$



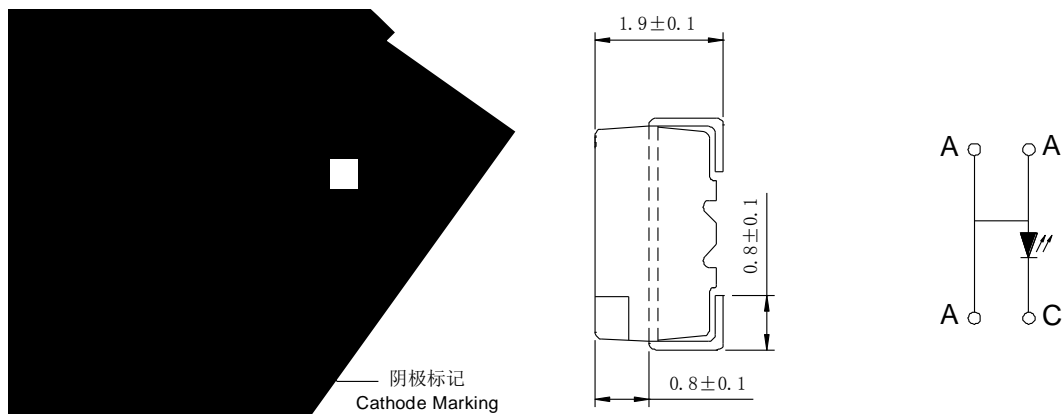
Ambient Temperature vs. Forward Current
 $I_f = f(T_a)$



/Solder Point Temperature vs. Forward Current
 $I_f = f(T_s)$



/Package Outline

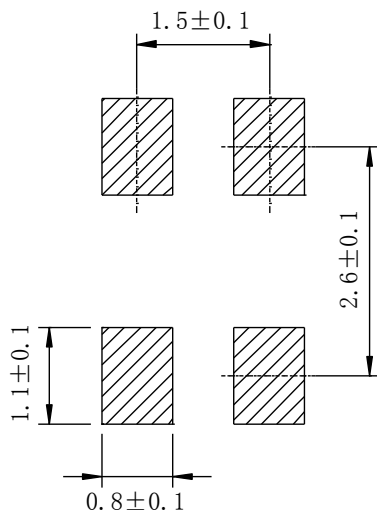


- 30mg
- Class 3B
- : 1) H₂S 40 /90% R.H, 15ppm, 336 (IEC 60068-2-43)
- 2) : 25 /75 % R.H, 500
- (IEC 60068-2-60 4: 10ppb H₂S, 200ppb SO₂, 200ppb NO₂, 10ppb Cl₂)

NOTE

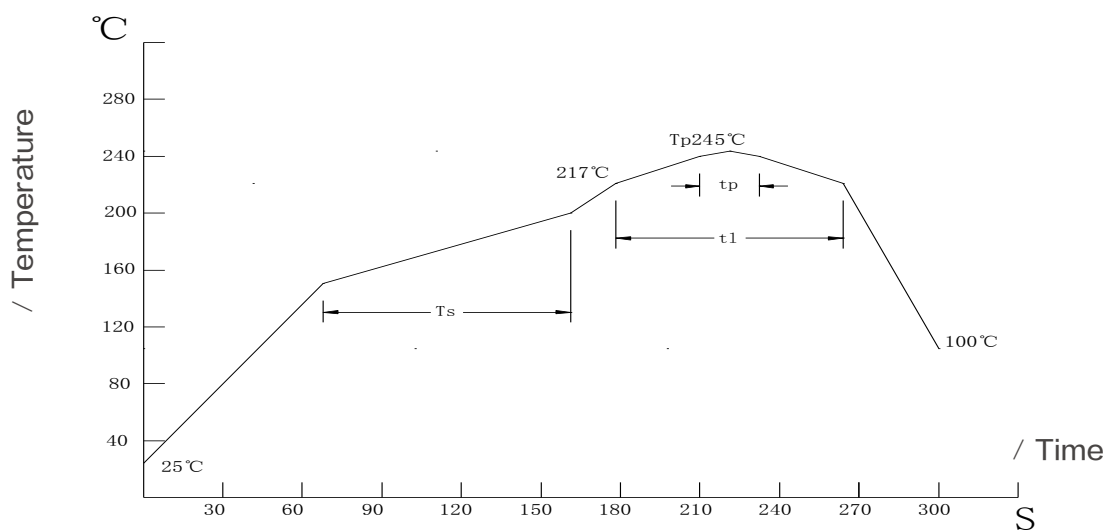
- Approximate Weight: 30mg
 - Mark: Cathode
 - Corrosion test: Class 3B
- Test conditions: 1) H₂S test 40 /90% R.H, 15ppm, 336hours
(Standards IEC 60068-2-43)
- 2) Flowing mixed gas test: 25 /75 % R.H, 500hours
(Standards IEC 60068-2-60 test method 4: 10ppb H₂S, 200ppb SO₂, 200ppb NO₂, 10ppb Cl₂)

/Recommended Solder Pad



- NOTE
- Package not suitable for ultrasonic cleaning

/ Reflow Soldering Profile



Profile Feature	Symbol	Pb-Free (SnAgCu) Assembly			Unit
		min.	rec.	max.	
Ramp-up Rate to Preheat 25 -150	-	-	2	3	/s
/Time T_{smin} to T_{smax}	T_s	60	100	120	s
Ramp-up Rate to Peak T_{smax} to T_p	-	-	2	3	/s
Liquidus Temperature	T_l	-	217	-	-
Time above Liquidus Temperature	t_l	-	80	100	s
/Peak Temperature ± 5	T_p	-	245	260	-
Time within 5 of the Specified Peak Temperature	t_p	10	20	30	s
/Ramp-down Rate T_p to 100	-	-	3	6	/s
/Time 25 to T_p	-	-	-	480	s

/Tape and Reel


/Tape Dimensions mm

W	P0	P1	P2	D0	E	F
8± 0.1	4± 0.1	4± 0.1	2± 0.05	1.5± 0.1	1.75± 0.1	3.5± 0.05

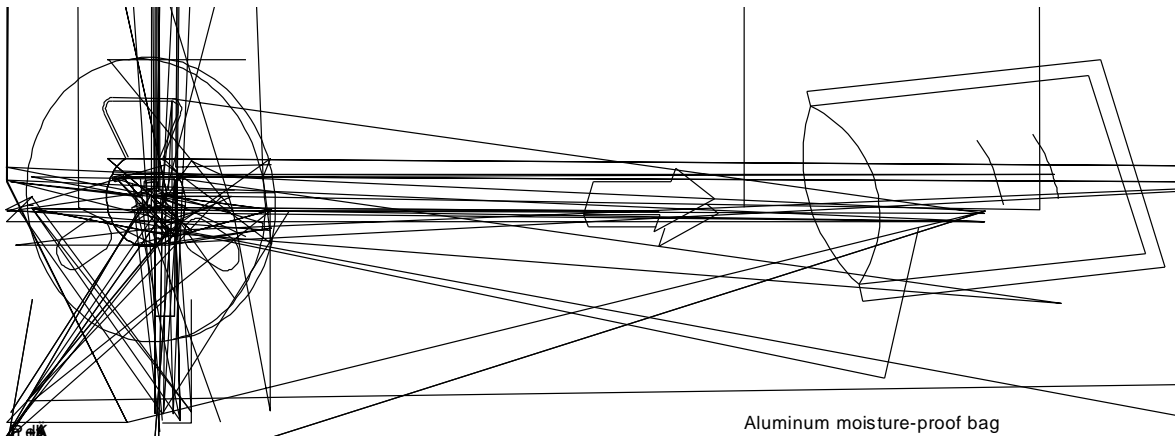
/Reel Dimensions mm

A	W1	W2	NR	R
177.8	9.3± 0.3	11.2± 0.3	58.5± 0.2	13.5± 0.2

/Barcode-Product-Label (BPL)



/Dry Packing Process and Materials

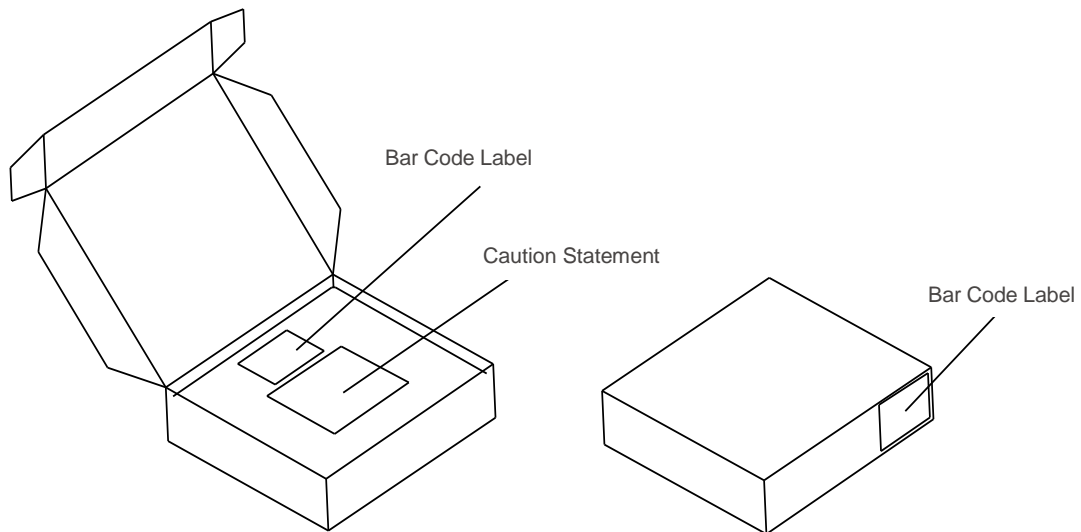


NOTE

JEDEC

Moisture-sensitive product is packed in a dry bag containing desiccant and HIC (humidity indicator card). Regarding dry pack you may find further information in the internet or JEDEC.

/Transportation Packing and Materials



/Dimensions of Transportation Box (mm)

/Width	/Length	/Height
256± 5	223± 5	62± 5
256± 5	223± 5	124± 5

:			
:	,	$\pm 0.1 \text{ mm}$	
	8ms	$\pm 0.05\text{V}$	$\pm 0.1\text{V}$
	GUM K=3		
	25ms	$\pm 0.5\text{nm}$	$\pm 1\text{nm}$
	GUM K=3		
	25ms	$\pm 8\%$	$\pm 11\%$
	GUM K=3		

Glossary

Typical Values: Actual values of each product may differ from these statistical values .

Tolerance of Measure: Unless otherwise noted in drawing, tolerances are specified with +/-0.1mm.

Forward Voltage: The forward voltage is measured during a current pulse of typically 8 ms, with an internal reproducibility of $\pm 0.05 \text{ V}$ and an expanded uncertainty of $\pm 0.1 \text{ V}$ (acc. to GUM with a coverage factor of $k = 3$).

Wavelength: The wavelength is measured at a current pulse of typically 25 ms, with an internal reproducibility of $\pm 0.5 \text{ nm}$ and an expanded uncertainty of $\pm 1 \text{ nm}$ (acc. to GUM with a coverage factor of $k = 3$).

Brightness: Brightness values are measured during a current pulse of typically 25 ms, with an internal reproducibility of $\pm 8\%$ and an expanded uncertainty of $\pm 11\%$ (acc. to GUM with a coverage factor of $k = 3$).

Special Statement: The final interpretation of this specification shall be vested in Honglitronic, in the case of ambiguity, the Chinese version shall prevail.