






# TEST REPORT

According to ANSI/IES LM-80-15  
For

## Hongli Zhihui Group Co.,Ltd. Guangzhou Branch

Room 316, Building 2, No.1, Xianke Yi Road, Hadong Town, Had District, Guangzhou, China

**Model: HL-A-3014H416W-S1-08HL-HR3**

<b>Report Type:</b> 6000 Hours Test Report	<b>Product Type:</b> LED Package
<b>Reviewed By:</b> Po e Wang	
<b>Report Number:</b>	SZ2220725-33706E-EE-6000
<b>Test Date:</b>	2022-07-29 to 2023-04-05
<b>Report Date:</b>	2023-05-06
<b>Approved by:</b>	Blake Zhang / EE Engineer 
	<p>Bay Area Compliance Laboratories Corp. (Shenzhen) 5/F(B-West) -7/F, the 3rd Phase of Wan Li Industrial Building D, Shihua Road, Futian Free Trade Zone Shenzhen, Guangdong, China. Tel: +86-755-33320018 Fax: +86-755-33320008</p> 
	Test facility was located at No.12, Pulong East 1 <sup>st</sup> Road, Tangxia Town, Dongguan, Guangdong, China.

This test report is prepared for the customer shown above and for the device described herein. It may not be duplicated or used in part without prior written consent from Bay Area Compliance Laboratories Corp.(Shenzhen). This report must not be used by the customer to claim product certification, approval, or endorsement by NVLAP, or any agency of the U.S. Government.



## TABLE OF CONTENTS

<b>1 - General Information</b> .....	<b>3</b>
1.1 Description of LED Light Sources#.....	3
1.2 Standards and Reference Documentations.....	3
1.3 Testing Equipment.....	4
1.4 Drive Level.....	4
1.5 Ambient Conditions for Mainance Test.....	4
1.6 Photometric Measurement Method and Uncertainty.....	4
1.7 Statement of Traceability.....	4
1.8 Sample Size.....	5
<b>2 - Summary of Test Result</b> .....	<b>6</b>
<b>3 - Test Data</b> .....	<b>7</b>
3.1 Data Set 1, 55 C, 30mA (Lumen Mainance).....	7
3.2 Data Set 1, 55 C, 30mA (Forward Voltage).....	8
3.3 Data Set 1, 55 C, 30mA (Chromatic Shift).....	9
3.4 Data Set 2, 85 C, 30mA (Lumen Mainance).....	10
3.5 Data Set 2, 85 C, 30mA (Forward Voltage).....	11
3.6 Data Set 2, 85 C, 30mA (Chromatic Shift).....	12
<b>4 - DUT Photo</b> .....	<b>13</b>
4.1 Mechanical Dimensions.....	13
4.2 DUT Photo.....	13
<b>Directions</b> .....	<b>14</b>



## 1 - General Information

### 1.1 Description of LED Light Sources<sup>#</sup>

#### Sample Size:

50 PCS test samples were in good condition and received on 2022-07-25. The samples were numbered from 1 to 25 and 26 to 50.

Manufacturer:	Hongli Zhihui Group Co., Ltd. Guangzhou Branch
Part Number:	HL-A-3014H416W-S1-08HL-HR3
Part Type:	LED Package
Drive Level:	DC 30mA
Nominal CCT:	2700K
Power:	0.102W
Average Current Density per LED die:	387.5mA/mm <sup>2</sup>
Average Power Density per LED die:	1.318W/mm <sup>2</sup>
CRI:	80
Die Spacing:	/

#### Sampling Method:

LED samples for IESNA LM-80 testing consist of bins built from a minimum of three manufacturer lots with each manufacturer lot built from different wafer lots built on non-consecutive days.

These manufacturer lots are picked to represent a wide parametric distribution.

#### Family products covered by this report:

According to ENERGY STAR<sup>®</sup> Requirements for the Use of LM-80 Data, the following products can be covered by this report based on the information and declaration provided by manufacturer. The information of these models shows that the covered products meet all section 4 requirements of ENERGY STAR<sup>®</sup> Requirements for the Use of LM-80 Data (September 28, 2017)

This report covers the following models:

Series Name	Model Name	CRI (typ.)	Total Input Current (mA)	Power (W)	CCT (K)	Number of dies	Driver current per die (mA)	Current Density per Die (mA/mm <sup>2</sup> )	Power Density per PCB (W/mm <sup>2</sup> )	Die Spacing (mm)
Test model	HL-A-3014H416W-S1-08HL-HR3	80	30	0.102	2700	1	30	387.5	0.0476	/
Multiple model	HL-A-3014H***W-S1-08**HR***	70-80	30	0.102	2700-6500	1	30	387.5	0.0476	/
	HL-A-3014H***W-S1-08**HR*(R9)-***	70-80	30	0.102	2700-6500	1	30	387.5	0.0476	/
	HL-A-3014H***W-S1-08**HR*-***	70-80	30	0.102	2700-6500	1	30	387.5	0.0476	/
	HL-A-3014D***W-S1-08**HR*-***	70-80	30	0.102	2700-6500	1	30	387.5	0.0476	/

Note:

- 1 - HL-A-3014H\*\*\*W-S1-08\*\*HR\*\*\*, "R9" is a typo for "R9".
- 2 - HL-A-3014H\*\*\*W-S1-08\*\*HR\*(R9)-\*\*\* is a typo for "R9".
- 3 - HL-A-3014H\*\*\*W-S1-08\*\*HR\*-\*\*\* is a typo for "R9".



5/F(B-West) -7/F, the 3rd Phase of Wan Li Industrial  
 Building D, Shihua Road, Futian Free Trade Zone Shenzhen, Guangdong, China.  
 The NVLAP Lab Code is 200707-0

- \*ENERGY STAR Requirements for the Use of LM-80 Data (This standard is not accredited by NVLAP)

### 1.3 Testing Equipment

Device	Manufacture	Model No	Serial No	Calibration date	Calibration due date
0.5m integrating sphere	EVERFINE	AIS-2	G185304TA1381172	2022-11-18	2023-11-17
LED Test Source	EVERFINE	LTS-300	P185616CD1371113	2022-11-18	2023-11-17
High Accuracy Arra Specroradiometer	EVERFINE	HAAS-2000	P600674CM1381123	2022-06-07	2023-06-06
Standard Light Source	EVERFINE	D062	1011093	2021-10-15	2023-10-14
Militer aging machine	BACL	B2-270	20015	2022-10-19	2023-10-18
Program-controlled D.C. Stabilized Voltage Supply	Hanshenpan	HSPY-200-01	N/A	2022-10-19	2023-10-18

### 1.4 Drive Level

Samples are driven in a constant direct current (DC) driving maintenance



5/F(B-West) -7/F, the 3rd Phase of Wan Li Industrial  
Building D, Shihua Road, Futian Free Trade Zone Shenzhen, Guangdong, China.  
The NVLAP Lab Code is 200707-0

## 1.8 Sample Set

### Data Set 1: 55°C, 30mA

Part Number: HL-A-3014H416W-S1-08HL-HR3  
Number of Units: 25  
Case Temperature: >53 C  
Ambient Temperature: >50 C  
Life Test Drive Current: 30mA  
Measurement Current: 30mA

### Data Set 2: 85°C, 30mA

Part Number: HL-A-3014H416W-S1-08HL-HR3  
Number of Units: 25  
Case Temperature: >83 C  
Ambient Temperature: >80 C  
Life Test Drive Current: 30mA  
Measurement Current: 30mA



5/F(B-West) -7/F, the 3rd Phase of Wan Li Industrial Building D, Shihua Road, Futian Free Trade Zone Shenzhen, Guangdong, China. The NVLAP Lab Code is 200707-0

## 2 - Summary of Test Result

Data Set:	Sample Size	Failures Observed:	Test Interval	Test Duration	$\alpha$	$\beta$	Reported TM-21 L <sub>70</sub> Lifetime
1	25	0	1000hrs	6000hrs	1.983E-06	1.004	>36000 hours
2	25	0	1000hrs	6000hrs	2.174E-06	1.004	>36000 hours

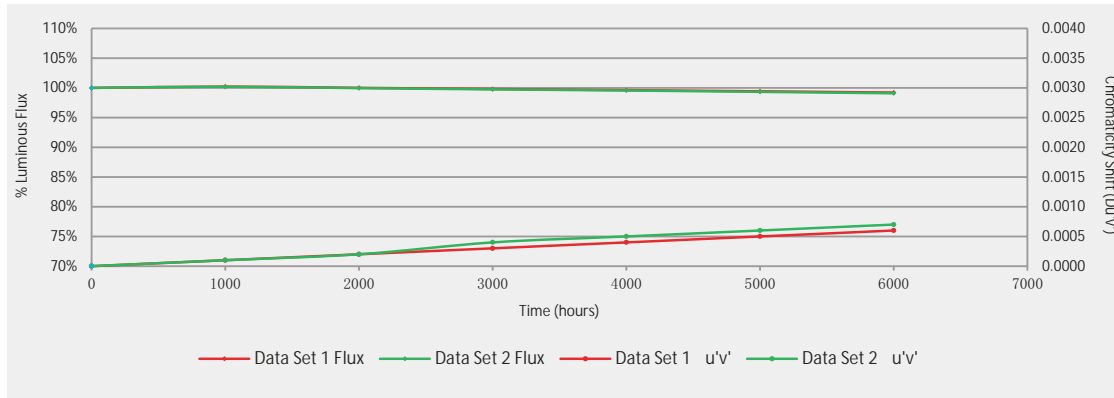
Average Lumen Maintenance (Percentage of Initial Luminous Flux)

Data Set:	1000hrs	2000hrs	3000hrs	4000hrs	5000hrs	6000hrs
1	100.22%	100.01%	99.81%	99.63%	99.43%	99.22%
2	100.19%	99.96%	99.75%	99.56%	99.33%	99.09%

Average Chromaticity Shift

Data Set:	1000hrs	2000hrs	3000hrs	4000hrs	5000hrs	6000hrs
1	0.0001	0.0002	0.0003	0.0004	0.0005	0.0006
2	0.0001	0.0002	0.0004	0.0005	0.0006	0.0007

Average Lumen Maintenance and Chromaticity Shift VS. Time



5/F(B-West) -7/F, the 3rd Phase of Wan Li Industrial  
Building D, Shihua Road, Futian Free Trade Zone Shenzhen, Guangdong, China.  
The NVLAP Lab Code is 200707-0



5/F(B-West) -7/F, the 3rd Phase of Wan Li Industrial  
 Building D, Shihua Road, Futian Free Trade Zone Shenzhen, Guangdong, China.  
 The NVLAP Lab Code is 200707-0

### 3.2 Data Set 1, 55°C, 30mA (Forward Voltage)

No.	Forward Voltage (V)						
	0hr(Initial)	1000hrs	2000hrs	3000hrs	4000hrs	5000hrs	6000hrs
1	2.889	2.888	2.888	2.888	2.888	2.888	2.889
2	2.873	2.872	2.873	2.873	2.872	2.873	2.877
3	2.881	2.882	2.883	2.883	2.880	2.881	2.886
4	2.870	2.887	2.887	2.891	2.886	2.888	2.889
5	2.879	2.881	2.882	2.883	2.880	2.883	2.882
6	2.878	2.877	2.877	2.881	2.877	2.878	2.878
7	2.884	2.882	2.883	2.885	2.883	2.886	2.885
8	2.877	2.877	2.879	2.881	2.880	2.879	2.881
9	2.886	2.888	2.888	2.891	2.886	2.888	2.889
10	2.876	2.879	2.882	2.883	2.880	2.880	2.880
11	2.879	2.880	2.883	2.883	2.884	2.883	2.882
12	2.883	2.885	2.886	2.887	2.888	2.887	2.888
13	2.878	2.879	2.881	2.882	2.882	2.881	2.880
14	2.883	2.885	2.888	2.887	2.884	2.885	2.885
15	2.877	2.877	2.878	2.879	2.879	2.878	2.879
16	2.870	2.872	2.874	2.874	2.874	2.873	2.873
17	2.879	2.880	2.880	2.885	2.882	2.882	2.881
18	2.879	2.880	2.880	2.884	2.881	2.882	2.881
19	2.885	2.887	2.888	2.890	2.890	2.888	2.888
20	2.885	2.885	2.887	2.889	2.888	2.886	2.887
21	2.888	2.888	2.891	2.889	2.895	2.892	2.890
22	2.879	2.881	2.879	2.883	2.886	2.884	2.885
23	2.886	2.884	2.887	2.886	2.889	2.889	2.892
24	2.884	2.886	2.888	2.886	2.888	2.889	2.899
25	2.866	2.866	2.867	2.867	2.877	2.871	2.875
Avg.	2.880	2.881	2.882	2.884	2.883	2.883	2.884
Med.	2.879	2.881	2.883	2.884	2.883	2.883	2.885
std.	0.006	0.006	0.006	0.006	0.005	0.005	0.006
Min.	2.866	2.866	2.867	2.867	2.872	2.871	2.873
Max.	2.889	2.888	2.891	2.891	2.895	2.892	2.899





5/F(B-West) -7/F, the 3rd Phase of Wan Li Industrial  
 Building D, Shihua Road, Futian Free Trade Zone Shenzhen, Guangdong, China.  
 The NVLAP Lab Code is 200707-0

### 3.3 Data Set 1, 55°C, 30mA (Chromaticity Shift)

No.	0hr(Initial)		CCT(K)	C <sub>r</sub> (Δu', Δv')					
	1000hrs	2000hrs		3000hrs	4000hrs	5000hrs	6000hrs		
1	0.2550	0.5286	2859	0.0001	0.0002	0.0001	0.0004	0.0006	0.0007
2	0.2552	0.5267	2861	0.0001	0.0002	0.0004	0.0007	0.0008	0.0009
3	0.2608	0.5297	2725	0.0001	0.0002	0.0004	0.0004	0.0005	0.0007
4	0.2623	0.5257	2710	0.0002	0.0003	0.0002	0.0003	0.0004	0.0006
5	0.2594	0.5328	2741	0.0001	0.0002	0.0005	0.0005	0.0005	0.0006
6	0.2567	0.5249	2836	0.0001	0.0002	0.0003	0.0003	0.0005	0.0006
7	0.2591	0.5267	2774	0.0001	0.0002	0.0002	0.0003	0.0004	0.0005
8	0.2570	0.5296	2806	0.0001	0.0002	0.0002	0.0003	0.0004	0.0005
9	0.2550	0.5291	2853	0.0001	0.0002	0.0001	0.0002	0.0004	0.0005
10	0.2587	0.5323	2760	0.0001	0.0002	0.0001	0.0001	0.0003	0.0004
11	0.2561	0.5283	2832	0.0001	0.0002	0.0001	0.0003	0.0005	0.0006
12	0.2594	0.5281	2762	0.0001	0.0002	0.0001	0.0003	0.0005	0.0006
13	0.2588	0.5261	2783	0.0001	0.0002	0.0003	0.0003	0.0004	0.0006
14	0.2552	0.5297	2846	0.0001	0.0002	0.0004	0.0004	0.0005	0.0006
15	0.2588	0.5283	2775	0.0001	0.0002	0.0004	0.0003	0.0004	0.0005
16	0.2549	0.5292	2856	0.0002	0.0003	0.0002	0.0002	0.0004	0.0004
17	0.2592	0.5324	2748	0.0001	0.0002	0.0003	0.0003	0.0004	0.0004
18	0.2599	0.5328	2732	0.0001	0.0002	0.0002	0.0002	0.0004	0.0005
19	0.2592	0.5274	2770	0.0001	0.0002	0.0004	0.0004	0.0005	0.0005
20	0.2552	0.5296	2846	0.0002	0.0003	0.0002	0.0002	0.0003	0.0004
21	0.2560	0.5288	2833	0.0001	0.0002	0.0003	0.0004	0.0003	0.0004
22	0.2572	0.5273	2814	0.0001	0.0002	0.0002	0.0004	0.0004	0.0006
23	0.2574	0.5268	2812	0.0001	0.0002	0.0004	0.0007	0.0006	0.0009
24	0.2563	0.5271	2835	0.0001	0.0002	0.0003	0.0006	0.0006	0.0007
25	0.2610	0.5321	2712	0.0001	0.0002	0.0004	0.0005	0.0005	0.0006
Avg.	0.2578	0.5288	2795	0.0001	0.0002	0.0003	0.0004	0.0005	0.0006
Med.	0.2574	0.5286	2806	0.0001	0.0002	0.0003	0.0003	0.0004	0.0006
std	0.0022	0.0023	50	0.0000	0.0000	0.0001	0.0001	0.0001	0.0001
Min.	0.2549	0.5249	2710	0.0001	0.0002	0.0001	0.0001	0.0003	0.0004
Max.	0.2623	0.5328	2861	0.0002	0.0003	0.0005	0.0007	0.0008	0.0009



5/F(B-West) -7/F, the 3rd Phase of Wan Li Industrial  
 Building D, Shihua Road, Futian Free Trade Zone Shenzhen, Guangdong, China.  
 The NVLAP Lab Code is 200707-0

### 3.4 Data Set 2, 85°C, 30mA (Lumen Maintenance)

No.	θ (Initial)	Lumen Maintenance (%)					
		1000hrs	2000hrs	3000hrs	4000hrs	5000hrs	6000hrs
26	11.76	100.26	99.91	99.74	99.49	99.15	98.98
27	11.66	100.17	99.91	99.66	99.40	99.23	98.97
28	11.42	100.35	100.09	99.91	99.74	99.56	99.21
29	11.67	100.09	99.91	99.83	99.74	99.40	99.23
30	11.69	100.34	100.17	99.83	99.66	99.49	99.23
31	11.35	100.35	100.09	99.82	99.65	99.38	99.12
32	11.47	100.17	99.83	99.65	99.48	99.22	99.04
33	11.49	100.26	100.09	99.83	99.56	99.30	99.04
34	11.82	100.25	99.92	99.58	99.41	99.15	98.90
35	11.36	100.18	99.82	99.56	99.38	99.21	99.03
36	11.88	100.17	99.83	99.58	99.41	99.24	99.07
37	11.57	100.26	99.91	99.65	99.39	99.22	99.05
38	11.61	100.09	99.83	99.66	99.40	99.22	98.97
39	11.86	100.34	100.17	99.92	99.66	99.41	99.16
40	11.51	100.26	100.09	99.74	99.57	99.30	99.13
41	11.66	100.34	100.09	99.83	99.66	99.40	99.14
42	11.42	99.82	99.74	99.65	99.56	99.47	99.12
43	12.16	100.25	100.16	99.92	99.59	99.34	99.10
44	11.62	100.09	99.91	99.83	99.66	99.40	99.14
45	11.60	100.26	100.17	99.91	99.66	99.40	99.05
46	11.84	99.92	99.83	99.75	99.66	99.41	99.16
47	11.60	100.26	99.91	99.74	99.57	99.31	99.05
48	11.52	99.83	99.65	99.57	99.48	99.31	99.05
49	11.73	100.34	100.09	99.83	99.66	99.40	99.15
50	11.68	100.17	99.91	99.74	99.57	99.32	99.06
Avg.	11.64	100.19	99.96	99.75	99.56	99.33	99.09
Med.	11.62	100.25	99.91	99.74	99.57	99.32	99.07
std	0.19	0.15	0.15	0.12	0.11	0.11	0.08
Min.	11.35	99.82	99.65	99.56	99.38	99.15	98.90
Max.	12.16	100.35	100.17	99.92	99.74	99.56	99.23



5/F(B-West) -7/F, the 3rd Phase of Wan Li Industrial Building D, Shihua Road, Futian Free Trade Zone Shenzhen, Guangdong, China. The NVLAP Lab Code is 200707-0

### 3.5 Data Set 2, 85°C, 30mA (Forward Voltage)

No.	Forward Voltage (V)						
	0hr(Initial)	1000hrs	2000hrs	3000hrs	4000hrs	5000hrs	6000hrs
26	2.893	2.895	2.897	2.899	2.900	2.896	2.898
27	2.881	2.884	2.883	2.888	2.889	2.887	2.886
28	2.890	2.890	2.896	2.895	2.895	2.893	2.893
29	2.893	2.896	2.898	2.898	2.900	2.899	2.899
30	2.882	2.885	2.884	2.886	2.885	2.889	2.886
31	2.874	2.876	2.877	2.880	2.878	2.880	2.878
32	2.874	2.878	2.879	2.879	2.879	2.879	2.877
33	2.891	2.897	2.897	2.893	2.895	2.896	2.897
34	2.883	2.888	2.887	2.887	2.889	2.888	2.887
35	2.885	2.888	2.887	2.890	2.890	2.889	2.890
36	2.886	2.890	2.891	2.889	2.891	2.890	2.888
37	2.875	2.880	2.880	2.882	2.881	2.879	2.881
38	2.877	2.882	2.882	2.883	2.881	2.880	2.883
39	2.879	2.883	2.886	2.884	2.884	2.883	2.885
40	2.883	2.886	2.887	2.887	2.890	2.887	2.887
41	2.873	2.878	2.878	2.877	2.882	2.878	2.879
42	2.878	2.883	2.883	2.882	2.887	2.884	2.886
43	2.893	2.892	2.890	2.891	2.895	2.895	2.893
44	2.889	2.889	2.888	2.889	2.890	2.888	2.888
45	2.874	2.876	2.877	2.875	2.876	2.877	2.877
46	2.883	2.884	2.883	2.883	2.884	2.883	2.884
47	2.884	2.885	2.887	2.885	2.886	2.887	2.887
48	2.887	2.886	2.885	2.889	2.887	2.889	2.887
49	2.893	2.893	2.890	2.895	2.892	2.892	2.895
50	2.888	2.889	2.890	2.888	2.889	2.889	2.889
Avg.	2.884	2.886	2.886	2.887	2.888	2.887	2.887
Med.	2.883	2.886	2.887	2.887	2.889	2.888	2.887
Standard Dev.	0.007	0.006	0.006	0.006	0.006	0.006	0.006
Min.	2.873	2.876	2.877	2.875	2.876	2.877	2.877
Max.	2.893	2.897	2.898	2.899	2.900	2.899	2.899



5/F(B-West) -7/F, the 3rd Phase of Wan Li Industrial Building D, Shihua Road, Futian Free Trade Zone Shenzhen, Guangdong, China. The NVLAP Lab Code is 200707-0

**3.6 Data Set 2, 85°C, 30mA (Chromaticity Shift)**

No.	Initial		CCT(K)	Chromaticity Shift (Δu', Δv')					
	0hr	Initial		1000hrs	2000hrs	3000hrs	4000hrs	5000hrs	6000hrs
26	0.2560	0.5308	2823	0.0001	0.0002	0.0002	0.0004	0.0004	0.0007
27	0.2563	0.5274	2832	0.0001	0.0002	0.0003	0.0006	0.0007	0.0009
28	0.2605	0.5320	2723	0.0001	0.0002	0.0004	0.0005	0.0006	0.0008
29	0.2589	0.5273	2776	0.0001	0.0002	0.0004	0.0006	0.0008	0.0010
30	0.2551	0.5271	2861	0.0001	0.0002	0.0003	0.0005	0.0006	0.0008
31	0.2620	0.5303	2699	0.0001	0.0002	0.0003	0.0005	0.0003	0.0004
32	0.2582	0.5267	2794	0.0001	0.0002	0.0003	0.0005	0.0006	0.0008
33	0.2584	0.5261	2793	0.0001	0.0002	0.0003	0.0006	0.0006	0.0009
34	0.2631	0.5312	2673	0.0001	0.0002	0.0004	0.0006	0.0006	0.0008
35	0.2618	0.5298	2705	0.0001	0.0002	0.0003	0.0005	0.0004	0.0006
36	0.2547	0.5306	2853	0.0001	0.0002	0.0003	0.0004	0.0006	0.0007
37	0.2561	0.5260	2844	0.0001	0.0002	0.0004	0.0005	0.0007	0.0007
38	0.2596	0.5302	2749	0.0001	0.0002	0.0006	0.0004	0.0006	0.0007
39	0.2556	0.5305	2833	0.0002	0.0003	0.0002	0.0004	0.0006	0.0006
40	0.2567	0.5269	2826	0.0001	0.0002	0.0004	0.0004	0.0006	0.0006
41	0.2566	0.5268	2830	0.0001	0.0002	0.0004	0.0005	0.0007	0.0008
42	0.2582	0.5311	2774	0.0001	0.0002	0.0004	0.0005	0.0007	0.0008
43	0.2550	0.5307	2845	0.0001	0.0002	0.0003	0.0005	0.0005	0.0006
44	0.2596	0.5327	2739	0.0001	0.0002	0.0003	0.0005	0.0006	0.0006
45	0.2585	0.5272	2786	0.0001	0.0002	0.0003	0.0005	0.0006	0.0006
46	0.2582	0.5286	2784	0.0001	0.0002	0.0005	0.0006	0.0007	0.0007
47	0.2623	0.5308	2690	0.0001	0.0002	0.0004	0.0005	0.0006	0.0006
48	0.2603	0.5284	2741	0.0001	0.0002	0.0005	0.0006	0.0007	0.0008
49	0.2582	0.5261	2797	0.0001	0.0002	0.0004	0.0004	0.0008	0.0008
50	0.2599	0.5328	2732	0.0001	0.0002	0.0004	0.0005	0.0006	0.0004
Avg.	0.2584	0.5291	2780	0.0001	0.0002	0.0004	0.0005	0.0006	0.0007
Med.	0.2582	0.5298	2786	0.0001	0.0002	0.0004	0.0005	0.0006	0.0007
std	0.0024	0.0022	56	0.0000	0.0000	0.0001	0.0001	0.0001	0.0001
Min.	0.2547	0.5260	2673	0.0001	0.0002	0.0002	0.0004	0.0003	0.0004
Max.	0.2631	0.5328	2861	0.0002	0.0003	0.0006	0.0006	0.0008	0.0010

5/F(B-West) -7/F, the 3rd Phase of Wan Li Industrial  
Building D, Shihua Road, Futian Free Trade Zone Shenzhen, Guangdong, China.  
The NVLAP Lab Code is 200707-0

5/F(B-West) -7/F, the 3rd Phase of Wan Li Industrial